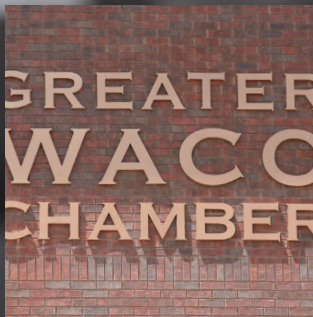




Cast & Flat Cut Metal Letters and Logos



Flat Cut



Cast




Premium & MINI

Made True.


Aluminum

Alloy #514



Finish Note: Brushed finishes have a low gloss clear coating. Buffed finish has a gloss clear coat. Painted letters are available with a gloss, semi-gloss, satin or matte sheen.

Anodized



ANODIZING: Anodized letters meet the requirements of A43 from the Aluminum Association's Architectural finish thickness standards, by producing an Anodic coating of .8 to 1.0 mils deep. The hardness of the aluminum oxide coating rivals hard stones, giving it greatly improved abrasion resistance. The aluminum oxide surface is also corrosion resistant, making it ideal for industrial, humid and marine atmospheres. Anodized letters are not clearcoated.

Bronze

Alloy NAVY G: 88% copper, 8% tin, 4% zinc – 0% lead.



FINISH NOTES: Brushed and oxidized finishes are coated with a low gloss acrylic polyurethane to prevent corrosion. Polished finishes are coated with a high gloss acrylic polyurethane to prevent corrosion.

All Patinas, by their very nature, will vary from letter to letter and order to order. These finishes will change in appearance over time depending on contact with moisture and temperature. Patinas can "bleed" onto the installation surface when installed outside.

Approximate Cast Letter Depth Range:

4" = 5/8" Depth




5" - 9" = 3/4" Depth

10" - 14" = 1" Depth

15" - 17" = 1-1/4" Depth

18" and over = 1-1/2" Depth"

 Adrianna Demibold	4", 6", 8", 10", 12", 18"
 Adrianna Bold	4", 6", 8", 10", 12", 18"
 Adrianna Extrabold	4", 6", 8", 10", 12", 18"
AMERICANA BOLD	2", 3", 4", 6", 8", 10", 12", 15", 18"
ARIAL	4", 6", 8", 10", 12", 15", 18", 24"
ARIAL BOLD	4", 6", 8", 10", 12", 15", 18", 24"
ARCHITECTURAL	2", 3", 4", 5", 6", 8", 10", 12", 14", 16", 18", 24"
AVANT EXTRA BOLD	4", 6", 8", 10", 12", 15"
AVANT GARDE	4", 6", 8", 10", 12", 15"
BODONI CONDENSED	4", 6", 8", 10", 12", 15"
BROADWAY	4", 6", 8", 10", 12", 15"
CLARENDON FORTUNE BOLD	3", 4", 6", 8", 10", 12", 15", 18"
CLARENDON MEDIUM	4", 6", 8", 10", 12", 15", 18"
CLASSIC ROMAN	3", 4", 6", 8", 10", 12", 15", 18"
COPPERPLATE	2", 3", 4", 6", 8", 10", 12"
CRAW CLARENDON CONDENSED	2", 3", 4", 6", 8", 10", 12", 15"
EUROSTYLE BD EXT.	2", 3", 4", 6", 8", 10", 12", 15"
 Fairbanks	4", 6", 8", 10", 12", 18"
 Forward Thinking	4", 6", 8", 10", 12", 18"
FRIZ QUADRATA	2", 3", 4", 6", 8", 10", 12", 15", 18"
FUTURA BOLD	2", 3", 4", 6", 8", 10", 12", 14", 16", 18"
FUTURA	2", 3", 4", 5", 6", 8", 10", 12", 14", 16", 18"
FUTURA CONDENSED	4", 6", 8", 10", 12", 15", 18"
GARAMOND BOLD	2", 3", 4", 5", 6", 8", 10", 12", 15", 18"
<i>Garamond Bold Italic</i>	4", 6", 8", 10", 12", 15", 18"
GARAMOND REGULAR	2", 3", 4", 6", 8", 10", 12", 15"
Gil Sans Bold	4", 6", 8", 10", 12", 15", 18"
Goudy Extra Bold	4", 6", 8", 9", 10", 12", 15", 18"
Helvetica Bold	4", 6", 8", 10", 12", 15", 18", 24"
HELVETICA BOLDEXT.	4", 6", 8", 10", 12", 15", 18"
Helvetica Medium Condensed	4", 6", 8", 10", 12", 15", 18"
<i>Helvetica Medium Italic</i>	4", 6", 8", 10", 12", 15", 18", 20", 24"
HELVETICA LIGHT	2", 3", 4", 6", 8", 10", 12", 15", 18"
Helvetica	2", 3", 4", 5", 6", 8", 9", 10", 12", 14", 15", 16", 18", 20", 24"
 Hydropower Extracondensed	4", 6", 8", 10", 12", 18"
KABEL	2", 3", 4", 6", 8", 10", 12", 15", 18"
 Kegger	4", 6", 8", 10", 12", 18"
Lotus Bold	4", 6", 8", 10", 12", 15"
MICROGRAMMA EXT.	4", 6", 8", 10", 12", 15"
OPTIMA SEMI BOLD	2", 3", 4", 6", 8", 10", 12", 15", 18"
Optima	4", 6", 8", 10", 12", 14", 16", 18", 24"

PALATINO	2", 3", 4", 6", 8", 10", 12", 15", 18", 24"
PALATINO SEMI BOLD	2", 3", 4", 6", 8", 10", 12", 14", 16"
PROFILE	6", 8", 10", 12", 15", 18"
RIBBON	2", 3", 4", 6", 8", 10", 12", 15"
RIBBON DEEP	4", 5", 6", 8", 10", 12", 15", 18"
RIBBON CONDENSED	3", 4", 6", 8", 10", 12", 15"
ROFFE	3", 4", 5", 6", 8", 10", 12", 14", 16"
Roman	2", 3", 4", 6", 8", 10", 12", 15", 18", 24"
ROMAN ROUND	4", 6", 8", 10", 12"
 Shopaganda Regular	4", 6", 8", 10", 12", 18"
 Shopaganda Condensed	4", 6", 8", 10", 12", 18"
STANDARD BLOCK	3", 4", 6", 8", 10", 12", 15", 18"
 Timeless Geometric	4", 6", 8", 10", 12", 18"
Times Bold	2", 3", 4", 6", 8", 9", 10", 12", 15", 18", 24"
Times Bold Italic	4", 6", 8", 10", 12", 15", 18"
Times New Roman	2", 3", 4", 5", 6", 8", 9", 10", 12", 15", 16", 18", 20", 24"
TRAJAN BOLD	4", 6", 8", 10", 12", 15", 18"
TRAJAN BOLD PRISMATIC	4", 6", 8", 10", 12", 15", 18"
TWENTIETH CENTURY	2", 3", 4", 6", 8", 10", 12", 14", 16", 18", 24"
Univers 67	4", 6", 8", 10", 12", 15", 18"
UNIVERSITY ROMAN BOLD	4", 6", 8", 10", 12", 15"

Custom Cast – Per vector art. Flat, prismatic, round, sculpted & profile options. Letters & logos.

Cast Metal Letter Mounting Options



Flush Stud



Projected Jam Nut Mount



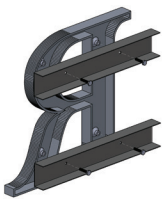
Projected Spacer Mount



Corrugated Mount



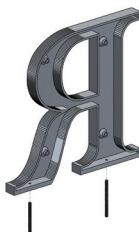
Flat Metal Wall Mount



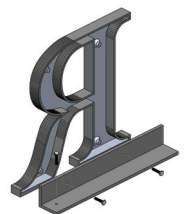
3A - Double Rail Mount
Includes painted or anodized c-channel rails.








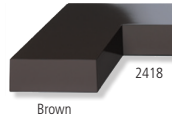






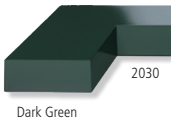
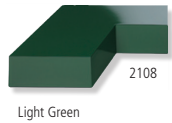



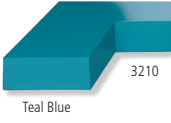
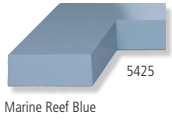
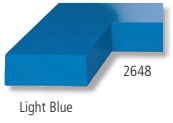
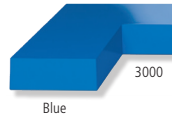
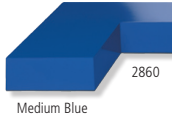
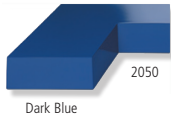
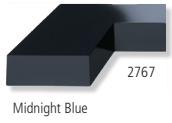
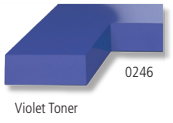
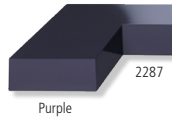
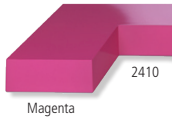
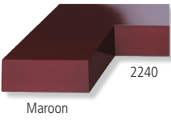


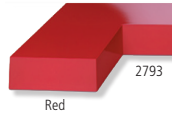
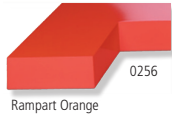
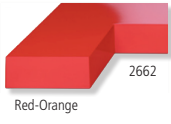
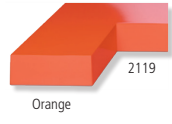
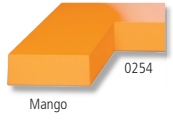
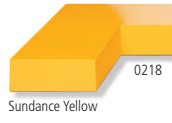
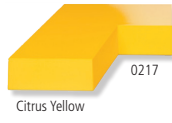
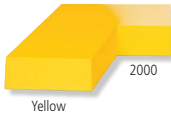
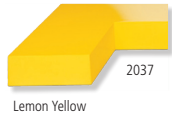

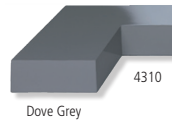
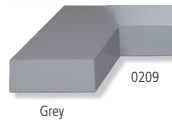


3B - Bottom & Top Rail Mount
Letters 4"-24", Minimum 3/8" thick
Includes painted or anodized c-channel rails. Letters over 8" may require tie-back (not supplied).



3C - Bottom or Top Stud
Letters 4"-24", Minimum 3/8" thick
Letters over 8" may require tie-back (not supplied).



3D - Bottom Back Angle Bracket Mount
Letters 4"-24", Minimum 3/8" thick. Letters over 12" may require tie-back (not supplied). Angle iron is 2" x 2" with a painted finish.




Due to the limitations of the printing process, printed colors can vary from actual colors. Available gloss, semi-gloss, satin or matte.

Custom colors also available.

Aluminum (1/8" max. single piece - 24" x 30", 1/4" max. single piece - 30" x 30", 3/8" max. single piece - 47" x 95", 1/2" max. single piece - 47" x 95", 3/4" max. single piece - 47" x 95", 1" max. single piece - 47" x 95", max. single piece polished - 24" x 24")

Alloy 5052:



Max. polished piece - 24" x 24"

Anodized and Anodized Polish



Bronze (Max. single piece 1/8" - 35" x 95", 1/4", 3/8" & 1/2" max. single piece - 45" x 59", max single piece oxidized, polished or patina - 24" x 24")

Alloy C22000: 90% copper & 10% zinc – 0% lead.




Brass (1/8" max. single piece - 47" x 59", 1/4" max. single piece - 47" x 73", 3/8" & 1/2" max. single piece - 48" x 59", 3/4" max. single piece - 35" x 59", max single piece polishing or oxidized - 24" x 24")

Alloy C46400: 60% copper, 39.25% zinc and .75% tin – 0% lead.



Copper (1/8" max. single piece - 35" x 95", 1/4" max. single piece - 39" x 59", 3/8" max. single piece - 35" x 95", max. single piece polished - 24" x 24")

Alloy C11000:



Stainless Steel (1/8", 1/4", 3/8" & 1/2" max. single piece - 47" x 95", max. single piece polished - 24" x 24")

All flat cut stainless steel letters and logos are passivation to prevent corrosion.


Alloy C304: Corrosion resistant stainless steel.

Alloy 316: More corrosion and tarnishing resistant for marine and harsh environments.



NOTE: Stainless steel letters and logos are produced without a clear coating. Alloy C304 will not tarnish under most conditions. In cases where stainless steel letters and logos will be installed in salt water or harsh environments Alloy 316 offers even better corrosion and tarnishing resistance. Using harsh chemicals may cause permanent damage to the materials surface. Clean letters with a soft cloth and warm soapy water, white vinegar or glass cleaner.

Cor-Ten® Steel (1/8" & 1/4" max. single piece - 47" x 95")



Cor-Ten® Steel is the ideal material for a rustic or antique look. All Cor-Ten® Steel, by its very nature, will vary from letter to letter and order to order and will form a protective surface coating when exposed to the weather.

Flat Cut Metal Mounting Options

Plain (no mounts)

Stud (1/8" is stud welded, 1/4" + is drilled & tapped to receive stud)

NOTE: Studs required for polished and anodized finishes.



Premium


Premium Metal Letters are waterjet or laser cut then hand-stroked or polished—in such a way that the returns and faces are perpendicular, so there is little if any rounding of the edges. Premium finishes are available in most flat cut out materials and thicknesses—in sizes over 3". Minimum 1/4" thick for polished finishes.



Aluminum & Stainless Steel Finishes



Bronze, Brass & Copper Finishes



GeMINI Metal Letters (1/8" & 3/16")



Elegantly crafted for interior needs, yet sturdy enough for exterior signage, GeMINI Metal Letters are perfect for extremely small applications when quality is most important. GeMINI Metal Letters are precision-made mini-metal letters that are ideal where the use of extremely small letters is a necessity. Made of the finest grade bronze, brass and aluminum, they are precision cut with crisp, clean edges and smooth, nearly polished returns. GeMINI metal letters are produced in sizes ranging from 1/2" to 2" in height. Aluminum MINI letters come in brushed, painted, anodized or polished finish.

Flat Cut Metal Styles: *Virtually any style available with vector art.*