



Plaques & Panels



D. J. "Red" Simon Middle School
Hays Consolidated Independent School District


Board of Trustees		2009
Chip DuPont	President	
Patti Wood	Vice President	
Joe Muñoz	Secretary	
Henry Altmiller, Ph.D.	Board Member	
Melissa Espinoza	Board Member	
Mark Jones	Board Member	
Ralph Pfluger	Board Member	
Dr. Kirk London, Ed.D. Superintendent		

Cast Metal / Precision Tooled

DAUPHIN COUNTY COMMISSIONERS
PATHWAY TO THE WILD

GEORGE F. HARTWICK III | JEFF HASTY | NICK DIFRANCESCO



Etched / Engraved

FREEMAN BUILDING
1890

Wayfinding / ADA

Made True

CAST & PRECISION TOOLED PLAQUES

Materials

All plaques are made using materials of the highest quality alloys. Whether lead- and mercury-free bronze, high-grade aluminum or lead-free brass. We cast metal plaques up to 15' single dimension to make a lasting impression. All metal plaques come with a LIFETIME GUARANTEE.



Precision Tooled Alloy 5052
Cast Alloy 356




Precision Tooled Alloy 22000
Cast Alloy Navy G




Alloy C46400
Precision Tooled Only

Background Textures




Leatherette




Stipple



Sand



Pebble



Classic Leather
(Cast only 28" x 48" max)



Bead Blasted


Standard Borders




No Border




Single Line




Inset Single Line




Double Line




Inset Double Line




No Border Bevel*




Single Line Bevel



Inset Single Line Bevel*



Double Line Bevel




Inset Double Line Bevel*



Single Line Wide Bevel*




Projected Bevel*



Double Line Wide Bevel*

Custom Borders


Precision Machined



Jewel



Ivy



Adam



Greek Key

Cast Sculpted




Others borders are also available.

CAST & PRECISION TOOLED PLAQUES

Background Colors

Shown are the most common background colors. There are 45 additional colors available along with custom color matching capabilities.



Black



Dark Oxide



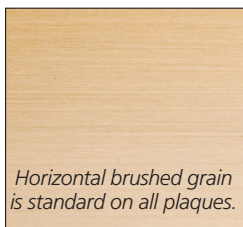
Brown



Duranodic Bronze

Standard Finish Options

Brushed Finish



Edge Color



Clear Coat Options



Satin is standard on brushed finishes. Gloss is standard on polished finishes. Matte is standard on PhotoRelief.™ Clear coat for harsh environments is also available upon request at no charge.

Specialty Finishes

Specialty finishes that provide a classic look. Patina and Oxidized finishes are available in Bronze alloys only, Flash Bronze is an aluminum alloy treated to look like bronze.



Light Oxidized



Oxidized



Dark Oxidized



Flash Bronze
Interior Applications Only



Raised Painted

Polished Finishes



Polished Bronze



Polished Brass
Precision Tooled Only



Polished Aluminum
Precision Tooled Only



Buffed Aluminum
Cast Only

Aluminum will not have a mirror polish, but a bright reflective finish.

CAST & PRECISION TOOLED PLAQUES

Portrait Options

Below are the most common portrait options available. The quality of the image you provide affects the final product.



Bas Relief

Solid cast dimensional metal portrait attached to any cast plaque. Standard overall height of 4" to 24" with a finished depth of 3/4" to 1".



Flat Relief

An alternative to the expensive and time-consuming process of bas relief, Gemini's flat relief plaques are two-dimensional images that are part of a plaque.



PhotoRelief™

A seamless blend of casting and photography, PhotoRelief™ is perfectly suited for unique signage, historical markers, or any plaque that tells a story with words and pictures.



Etched or Laser Engraved

Available in stainless steel, bronze, brass and copper.



Giclée Print

For use in wayfinding, these all metal panels have your 1200 dpi full color image printed on aluminum, brass, bronze or stainless steel. Simply choose your material, thickness, shape, and supply a high quality image. These high-end panels come with a vandal resistant clear coat that protects the image. These products are warranted for interior use, although they will last under most moderate weathering conditions.



Oval, Round & Rectangular Ceramic Inserts

A photograph is scanned at high resolution and a digital transfer is produced and applied to the blank. A clear glaze is applied over this transfer and the insert is fired in a kiln, creating a permanent ceramic image guaranteed not to fade.

CAST & PRECISION TOOLED PLAQUES

Cast Government Seals

Produce any official insignia in either bronze or aluminum. Available sizes include 10", 12", 14", 16", 18", 24", 30", 36", 40", 48", 60", 72", 84" and 96" diameters.

Official armed forces insignia are produced in solid bronze or aluminum with blind mount screw holes (Studs included).

Choose from Army, Navy, Air Force, Marines, Coast Guard, Merchant Marines, Department of Homeland Security, POW/MIA and Department of Veterans Affairs.



Wayfinding / ADA

Available in the standard 7" x 8.5" x .25" with a stipple or sand background or in your own custom design. All copy (standard lettering and Grade 2 Braille) and border is raised from the background. Lettering is raised .05" while Braille is raised .031".



Standard ADA



Thin Gauge Wayfinding / ADA



Wayfinding with Giclée

Customization
in both color
and design.



Custom ADA

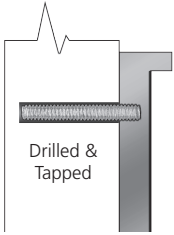
Unlike other ADA compliant products – Gemini's patent pending process does not use loose beads for the Braille component.

CAST & PRECISION TOOLED PLAQUES

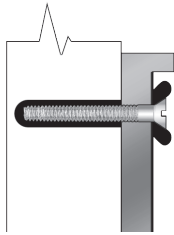
Mountings

Available in Blind Mount (no mounting hardware visible), Through Hole Mount (screw heads or screw heads with rosettes visible), or Stake & Post Mounts. Mounting options vary by type of plaque.

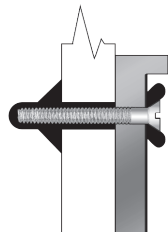
Surface Mounts



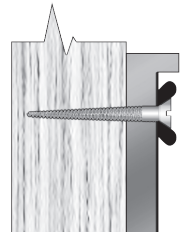
Blind Mount
(Type A)



Solid Wall Mount
(Type B)



Hollow Wall Mount
(Type C)



Wood Mount
(Type D)

Post Mounts



Post Mount (Type F)



Post Cap Mount (Type R)

Stake Mounts



Garden Stake Mount
(Type E)



Square Post Side Mount



Square Post Back Mount

Rosettes

Rosettes are decorative covers, designed to conceal mounting screw heads used to mount bronze and aluminum plaques. Rosettes are available in various sizes, materials, finishes and types. Bronze rosettes with highlights have been oxidized, while aluminum rosettes with highlights are painted to match the plaque background. Screw heads can also be painted to match plaque background colors.



R-1



R-2



R-3



R-4
1" & 1 1/2" only



R-5



R-6



R-7
1" & 1 1/2" only

ETCHED PLAQUES

Materials

Available in thicknesses of 1/16", 1/8", 3/16" and 1/4". Multi-color painting, photo-etching, complex line art and polishing also available.

BRONZE

Alloy C22000
36" x 72" maximum

BRASS

Naval Brass C46400
36" x 72" maximum

COPPER

Alloy C11000
36" x 60" maximum

STAINLESS STEEL

Alloy C304
Optional Alloy 316
36" x 72" maximum

Recessed vs. Raised

Recessed
Image & Copy

The standard on all Acid Etched Plaques is recessed text and graphics that are paint filled.

Raised
Image & Copy

When raised text or graphics is specified, the background will be painted, leaving the text or graphics in the alloy color.


LASER ENGRAVED PLAQUES

Anodized Aluminum & Granite



Laser Engraved on Black Granite

Standard Anodized Colors



CAST & PRECISION TOOLED PLAQUES

Cast Benefits

Metal casting is a 6,000-year-old process that has clearly withstood the test of time. A mold of sand or clay is crafted to the desired shape before molten bronze or aluminum is poured and allowed to solidify. The result is a durable, one-piece plaque that can be finished and mounted to fit the desired application.

Gemini has three foundries, and can produce bronze castings up to 96" in diameter and aluminum castings of even greater dimensions. All of our facilities melt their metal using nonpolluting electric furnaces, and use only prime grade, lead- and mercury-free alloys.

You should consider ordering a cast plaque from one of Gemini's foundries if your plaque order requires:

- Integral sculpting and background textures
- Greater depth and dimension
- Sizes up to 96" circular diameter
- Letters 1/4" or taller - font style may vary
- Higher level of recycled content
- Multiple castings of identical plaques - discounts available
- Greater selection of border styles and mounting options

PRECISION TOOLED

Benefits

Gemini has the best pricing and fastest delivery of solid aluminum, bronze and brass plaques. The following are distinct benefits of buying precision tooled plaques from Gemini:

- Fastest production time in the industry-an average of ten days
- Detailed letters, logos, Braille and standard borders without extra costs
- Any size up to 40" x 84" in any fractional dimension
- Letters as small as 1/4" high with crisp, clean, deep edges-font style may vary
- Aluminum, bronze and brass metal options
- Thin gauge 1/8" plaques available up to 24" x 24"
- Lower carbon footprint than cast products

