



AM AMERICAN MARKING, INC.

ARCHITECTURAL SIGNAGE
& VISUAL GRAPHIC SOLUTIONS

From first call to install – your complete custom signage solution



Exceptional graphic solutions since 1958

846 5th Avenue
Des Moines, IA 50309
Phone: 1-515-282-0495
Fax: 1-515-282-6203
info@americanmarkinginc.com
www.americanmarkinginc.com

WHO WE ARE

We believe in getting inspired and seeing possibilities; and that possibilities can become reality if projects are managed well from the first call through the install.

Signage is all around us — informing us, directing us, and entertaining us. Signage is permanent and signage is temporary. Signage can be architecturally stunning and it can be perfectly practical. If we simply stop and notice, signage is a ubiquitous part of nearly every environment.

Ensuring your signage project comes in on-budget and on-time is our primary concern. That's why we have a project management team ready to guide you through the entire process. From conducting an initial sign audit through product selection and finally coordinating the installation, our team of knowledgeable professionals will be by your side.

01

02

03

04

INSPIRATION

Inspiring creativity. Transforming spaces.

4

PROCESS

From the first call through install, we are with you every step of the way.

16

PRODUCTS

Redefining what is possible with signage and visual graphics.

24

INFORMATION

Helpful information about us, the ADA, and ADA compliant signage.

52



01

INSPIRATION

Inspiring creativity. Transforming spaces.

We combine our knowledge of ADA regulations and wayfinding solutions with our best-in-class production capabilities to bring you the most comprehensive architectural signage solutions, customized to meet your exact specifications.

But don't stop at regulatory signage. Explore what's possible with signage for interior design and décor as well as temporary and event signage. Our print technology and ever-expanding portfolio of specialty products are the benchmark for innovation, service, and quality.

Building a Community	6
Creating an Experience	8
Instilling Confidence	10
Telling a Story	12
Developing an Ambiance	14



1

2

5

6

S. SCU HORNETS
SEPT. 26TH
12:00 PARADE
1:00 GAME

GOLDEN EAGLES

INTEGR
GRANT HALL
MEMORIAL LIBRARY
ORANGE PARK

GOLDEN

EAGLES

OPEN MIC NIGHT
TUESDAYS 8 PM
MEMORIAL HALL COMMONS



Education

BUILDING A COMMUNITY

A centrally located commons area not only is a hub of activity where students gather but also a crossroads between areas of the school. It's a great example of an area where different types of signage and visual graphics are used to support the function of a space. Wayfinding signage helps direct people to where they want to go; specialty signage lets them know when they've arrived; large format custom murals reinforce school spirit; and banners and floor decals promote special events.

- 1 Durable Banner**
page 49
- 2 Mural**
page 44
- 3 Clear Window Decal**
page 47
- 4 Flat Cut Metal Letters**
page 39
- 5 Wall Decal**
page 46
- 6 Textured Floor Decal**
page 46
- 7 Square Directory Sign System**
page 36



1

3

2

4

7



5

6

Hospitality

CREATING AN EXPERIENCE

A welcoming lobby is the first impression for guests checking in to a hotel and it's the perfect place to introduce them to your brand. Signage and visual graphics play an important role in promoting your brand and delivering an exceptional guest experience. Even before they enter the front door, guests are introduced to your branding with window decals; once inside, large format specialty signage clearly directs them to the check-in desk; wayfinding signage points them in the right direction; and events and attractions are pleasantly promoted with banners and signs.

1

Curved Directory Frame System
page 34

2

Standard Banner Stand
page 48

3

Flat Cut Acrylic Letters
page 38

4

Value Banner
page 49

5

Acrylic Wall Art
page 45

6

Curved Pylon Double Sided Frame System
page 34

7

Textured Floor Decal
page 46






Healthcare

INSTILLING CONFIDENCE

Thirty percent of first-time visitors report getting lost when visiting a hospital, underscoring the importance of clear signage in healthcare facilities. Clear, easy-to-read signage alleviates an already stressful situation by helping patients and family members get where they need to go. Suspended and wall mounted wayfinding signs and floor decals direct people through the facility; ADA (Americans with Disabilities Act) signage keeps your facility accessible and meeting code requirements; patient communication boards keep critical information right where it's needed.

- 1 **Appliqué ADA Signs**
page 26
- 2 **Wall Decal**
page 46
- 3 **Portable Communication Board**
page 42
- 4 **Sharp Directory Frame System**
page 35
- 5 **Sharp Suspended Frame System**
page 35
- 6 **Opaque Window Decal**
page 47
- 7 **Textured Floor Decal**
page 46



1

2

3

4

5

6

Experie
Creativ
Results

HOLLOWAY
LEGAL GROUP

12A
Office Hours
HOLLOWAY

WELCOME
HOLLOWAY

HOLLOWAY
LEGAL GROUP



Corporate

TELLING A STORY

Turn the lobby of your business into a showcase for your brand. Welcome your clients, vendors, and visitors; proudly display your logo behind the reception desk; promote events and important information with banners, pedestal signs, and table tents; and tell your story with a custom designed feature wall.

- 1 Wall Decal
page 46
- 2 Sharp Room Sign Frame System
page 35
- 3 Pedestal Sign
page 50
- 4 Cast Metal Letters
page 40
- 5 Textured Floor Decal
page 46
- 6 Clear Window Decal
page 47
- 7 Feature Wall
page 43
- 8 Boomerang Pedestal Sign
page 50





Outdoor Retail

DEVELOPING AN AMBIANCE

Studies have shown that signage plays an important role in attracting customers to retail stores and turning foot traffic into sales. Interesting and unique signage piques curiosity and conveys personality; big, bold signs are clearly seen and easy to read; directory signage promotes retail traffic throughout the business district.

- 1 **Gloss Banner**
page 49
- 2 **Textured Decal**
page 46
- 3 **Expand Pylon Frame System**
page 37
- 4 **Mesh Banner**
page 49
- 5 **Cast Metal Letters**
page 40
- 6 **Clear Window Decal**
page 47
- 7 **Bas Relief Metal Plaque**
page 41
- 8 **Flat Cut Acrylic Letters**
page 38



02

PROCESS

*From the first call through install,
we are with you every step of the way.*

We know that effective project management, even on the smallest orders, is critical for bringing a project in on-budget and on-time. That's why we partner with you from the first call through the install to guide you through every step of your signage project.

Project Management	18
Sign Audit	20
Installation Process	22

INQUIRY

The first step is to have a conversation with you to discuss the project scope, specifications, budget and timeline.



ASSESSMENT



Depending upon the project, we may suggest an on-site visit to your facility. During the visit we discuss sign placement, pain points, and collect information for use in developing your proposal.

PROPOSAL

Together, we develop a comprehensive proposal that addresses your signage needs and meets your budget and timeline.



PRODUCTION



We ensure that production of your signs complies with all federal ADA (Americans with Disabilities Act) requirements, meet our high quality standards, and adhere to the project schedule.

INSTALLATION

To ensure a smooth installation, we coordinate with you to make sure your facility is ready for our installation team.



COMPLETION



When the installation is complete, we will provide you with a final signage report that you can use for replacement orders or to place new orders.



Process

PROJECT MANAGEMENT

Through years of experience, we know what it takes to manage projects successfully. Our project management process clearly explains who is involved, when they are involved, and how they are involved over the life of a project. We have found that clear expectations throughout a well-defined process are keys to success.

TESTIMONIALS

From the moment I reached out to the signage team through the completion of the orders, they guided me through the process. They are very knowledgeable about the product. We were very confident in their ability to provide what was needed and meet all requirements necessary.



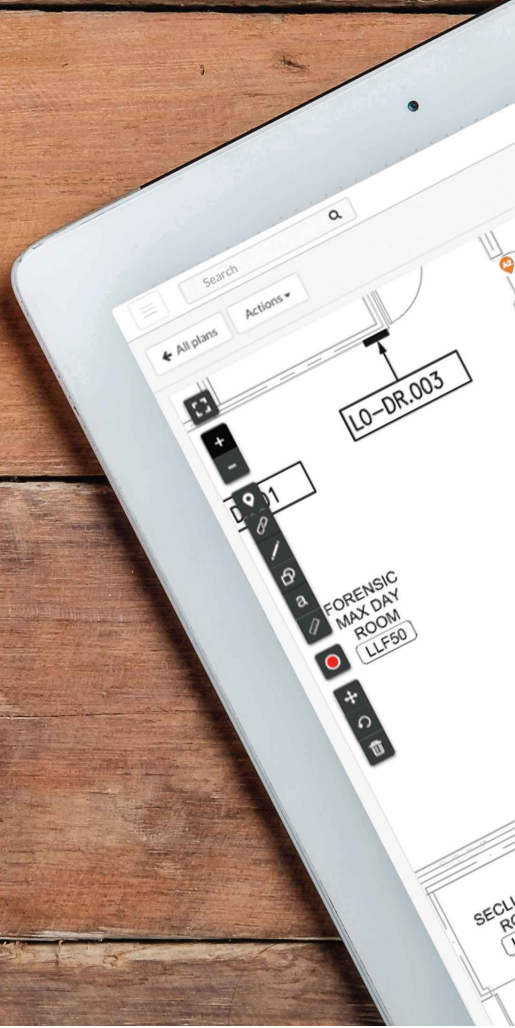
The success of our large project was the result of the creative and on-going collaboration I had with the signage team. In fact, it was their initiative to find and ultimately source the exact product we needed that made the sale a success.

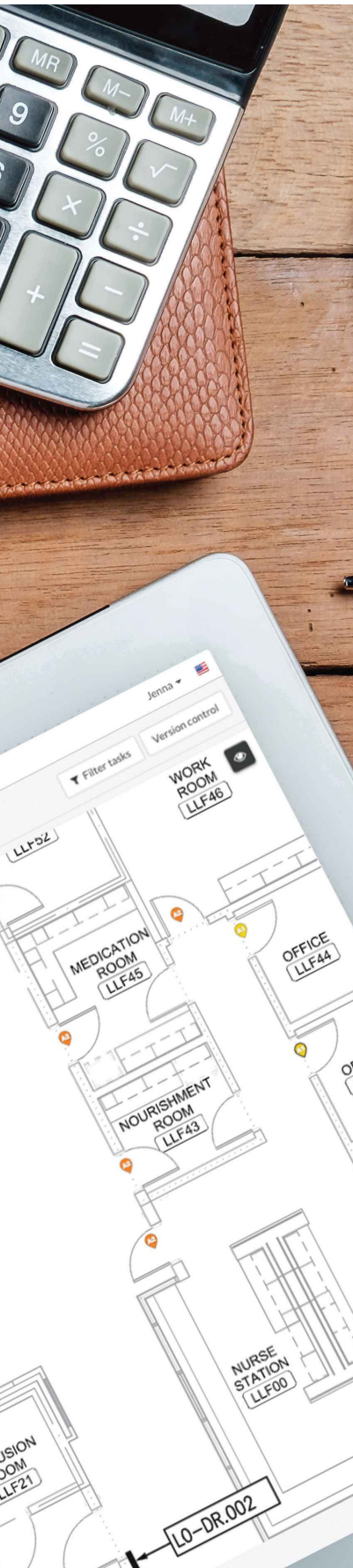
Throughout the entire quoting, planning and production process the signage team's organization and collaboration with both me and the customer was wonderful.





Landview Healthcare - Signage Assessment 11/5
Grand Opening - 10/25/19
Soft Opening - 10/18/19
Behavioral Health Wing will be the next phase to open - Q1 2020
Installer Contact - Jim R. 555-2158
↳ For access hours to patient areas
1st Phase - Grand Opening
ADA - Wayfinding - EVAC Maps
Badges - Patient Rights - Patient Communication
Interior Designer for





Process

SIGN AUDIT

If the complexity or scope of a project would benefit from it, we may recommend an on-site sign audit. Our signage consultants will visit your site with you to determine the best signage product solutions based on your site challenges and goals. During our visit, we will do a sign audit of your existing signage (if any) and document all the signage needs based on your goals and objectives.

With the project information we receive prior to the sign audit, and on-site photos we collect during our visit, we will prepare a sign mapping plan customized for your project.

Based on the sign mapping plan, we will then prepare “good-better-best” signage options that meet your budget and project timeline. Once we decide on the best signage solution, production of your custom signs begins!





Process

INSTALLATION PROCESS

With differing state and local codes, it is important to ensure that you are working with a knowledgeable installation partner. Simple mistakes in the installation process can cause significant delays and additional expenses if signs are installed incorrectly or not to code. This is why we partner with a national network of over 400 qualified local installers.

We coordinate all aspects of installation with our sign installers. Using the sign mapping plan we developed from the sign audit, you can be assured that all the signs in your project are installed right the first time.

At the end of the installation process, you will receive a full packet detailing the location and construction of your signs, making re-orders a snap.



03

PRODUCTS

Redefining what is possible with signage and visual graphics.

We are at the forefront of developing custom signage and visual graphics. Our project teams work closely with you to design and deliver quality products and exceptional service. We have the experience and technology to respond to your unique requests.

ADA Signage	26	<i>Flat Cut Metal</i>	39
<i>Appliqué</i>	26	<i>Cast Metal</i>	40
<i>Photopolymer</i>	27	<i>Metal Plaques</i>	41
<i>Thermoform</i>	28	Communication Boards	42
<i>Metal</i>	29	Interior Design & Décor	43
Layers, Finishes, Shapes & More	30	<i>Feature Walls</i>	43
<i>Layers</i>	30	<i>Wall Coverings & Murals</i>	44
<i>Finishes</i>	31	<i>Acrylic Wall Art</i>	45
<i>Shapes</i>	32	<i>Wall, Counter & Floor Decals</i>	46
<i>Custom Sign Designs</i>	33	<i>Window Decals</i>	47
Frame Systems	34	Event & Temporary Signage	48
<i>Curved</i>	34	<i>Display Banners</i>	48
<i>Sharp</i>	35	<i>Banners</i>	49
<i>Square</i>	36	<i>Desk, Pedestal & Table Tent Signs</i>	50
<i>Expand</i>	37	<i>Yard Signs & A-Frames</i>	51
Specialty Signage	38		
<i>Flat Cut Acrylic</i>	38		

ADA Signage

APPLIQUÉ SIGNS

Appliqué signs are constructed by adhering tactile text and graphics to an acrylic sign backer. Raster™ beads are inserted into high tolerance drilled holes to create ADA-compliant Braille messaging.

Appliqué signs are an economical and stylish sign choice, but in environments where the signs need to be vandal, tamper, or weather resistant, consider using a one-piece sign.

FEATURES:

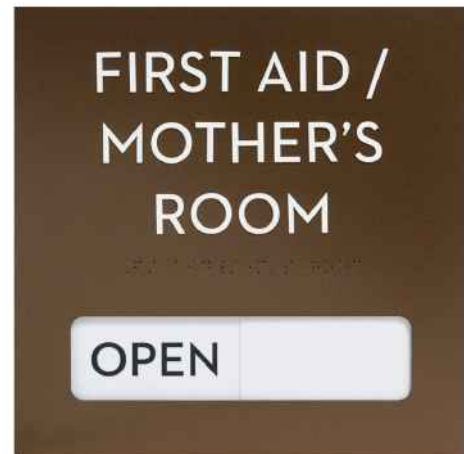
- Interior use
- Solid color acrylic in either 1/16" or 1/8" thick and available in more than 44 colors
- Tactile elements (letters and pictograms) are adhered to sign backer
- Braille lettering uses Raster™ beads



Direct Printed Dark Woodgrain Back Layer • White Acrylic Top Layer with Direct Printed Logo • Light Gray Acrylic Bottom Layer with Open Insert Window • Applied Black Raised Text & Raster Bead Grade 2 Braille • Square Corners & Custom Wave Shape • Direct Printed Removable Insert



Brushed Silver Acrylic Background • Applied Black Raised Text & Raster Bead Grade 2 Braille • Radius Corners



Deep Bronze Acrylic Top Layer with Open Slider Window • Applied Bright White Raised Text & Raster Bead Grade 2 Braille • Square Corners • Back Layer Direct Printed "OPEN / IN USE" • White Polystyrene Slider Piece



Frosted Clear Acrylic Back Layer • Charcoal Gray Top Layer • Applied Light Gray Raised Text & Raster Bead Grade 2 Braille • Square Corners • Brushed Silver Acrylic Accent Bar



Painted Medium Brown • Candlewick Painted Text • Integral Domed Grade 2 Braille • Radius Corners

ADA Signage

PHOTOPOLYMER SIGNS


When the requirement is for vandal-resistant indoor signage that doesn't compromise design flexibility, consider a photopolymer sign. To make the sign, a film negative with the sign design is placed over a photosensitive sheet of polymer. When exposed to UV light, the exposed photopolymer cures and hardens, creating a durable one-piece sign.

FEATURES:

- Interior use
- Thickness will vary based on sign specification
- Painting or printing the letters and/or the background creates high color contrast between sign surface and raised characters
- Vandal and tamper-resistant



Direct Print Image • White Painted Text • Integral Domed Grade 2 Braille • Square Corners



Acrylic Backer Painted Black • Clear Acrylic Top with Masked & Painted Bars • Clear Photopolymer Top Portion with Painted White Text • Integral Domed Grade 2 Braille • Radius Corners



Painted Bordeaux • Silver Painted Text • Integral Domed Grade 2 Braille • Square Corners

ADA Signage

THERMOFORM SIGNS

When the requirement is for extremely durable, vandal-resistant signage that can be used in exterior or harsh environments, all without compromising design flexibility, then a thermoform sign could be the ideal solution. Thermoforming uses heat and pressure to form a thermoplastic sheet (usually acrylic) around a mold to create the sign.

FEATURES:

- Interior or exterior use
- Vandal and tamper-resistant
- Thickness will vary based on sign specification
- Secondary materials, such as metal, can be placed in the mold to make them an integral part of the finished sign



Subsurface Painted Parchment • Integral Text Painted Brown • Integral Domed Grade 2 Braille • Radius Corners



Subsurface Printed with Floodcoat Behind Print • Integral Text Painted White • Integral Domed Grade 2 Braille • Radius Corners




China Blue Painted Acrylic • Thermoform Sign Face Painted with Masked Open Window • Integral Text Painted White • Integral Domed Grade 2 Braille • Radius Corners



Subsurface Painted • Integral Metal Text and Border • Integral Domed Grade 2 Braille • Square Corners



One-piece Etched Magnesium • Painted Sign Face • Painted Border & Raised Text • Domed Grade 2 Braille • Drill Holes



One-piece Etched Zinc • Printed Graphic on Surface • Painted Raised Text • Domed Grade 2 Braille



One-piece Etched Zinc • Painted Surface • Painted Raised Text & Image • Domed Grade 2 Braille

ADA Signage

METAL SIGNS

For a sense of permanency and architectural depth, consider the classic look of metal signs. Metal signs are produced by either etching or through a high-speed machining process to create ADA signs with detailed letters, logos, and Braille. Sign background and letters can be painted or direct printed to accomplish nearly any design style.

FEATURES:

- Interior or exterior use
- Vandal and tamper-resistant
- Painting either the letters or the background creates high color contrast between sign surface and raised characters

METAL OPTIONS:

- Zinc
 - Water-resistant (excluding saltwater climates)
 - Etched
- Magnesium
 - Water-resistant (excluding saltwater climates)
 - Etched
- Aluminum
 - Exterior rated (including saltwater climates)
 - Precision Milling
- Bronze
 - Exterior rated (including saltwater climates)
 - Precision Milling
- Brass
 - Exterior rated (including saltwater climates)
 - Precision Milling

Layers, Finishes, Shapes & More

LAYERS

Use layers to add depth, color, and visual interest to your sign. Layers can be thin or thick, opaque or translucent, or combinations of acrylic, wood, or metal. Integrate standoff mounts to separate the layers for even more depth, creating a unique and sophisticated sign design.

EXPLORE:

- Solid color acrylic provides color through the full thickness of the materials. Available in more than 40 different colors
- Clear or colored frosted acrylic provides a subtle way to add depth and design to your sign
- Solid wood adds a unique look and creates just the right brand feel
- Incorporating a real metal, or metal-look, layer can add a modern, industrial flair to your sign design
- Create a little depth by using foam tape or a lot of depth by using metal stand-offs



Brushed Silver Acrylic Back Layer • Burgundy Acrylic Top Layer with Shape Cut-Outs • Applied Bright White Raised Text & Raster Bead Grade 2 Braille • Square Corners & Custom Shape



Direct Printed Woodgrain Back Layer • Clear Acrylic Top Layer • Applied Bright White Raised Text & Raster Bead Grade 2 Braille • Square Corners • (4) 1/2" Diameter Matte Aluminum Stand-Off Mounts



Frosted Acrylic Backer • Natural Walnut • Charcoal Gray Acrylic with Laser Cut Custom Design • Silver Painted Applied Text • Silver Painted Applied Accent Strips • Raster Bead Grade 2 Braille



Blue Acrylic Backer • Walnut with Burgundy Finish • Photopolymer Face with Integral Text & Domed Grade 2 Braille • Raised Text Painted Pearl Gray

Layers, Finishes, Shapes & More

FINISHES

Finishes bring color, branding, and unique design elements to signs. And the options for finishes are as varied as the signs they go into. Use a clear varnish as a subtle brand reinforcement or understated design element. Full color digital printing can be used with nearly any sign material to add colorful logos and designs; with transparent acrylics, subsurface full color printing adds dimension and depth to your sign.

EXPLORE:

- Full color direct printing lets you print any image, logo, or color feature directly onto the sign surface
- Full color subsurface printing creates color and depth on clear acrylic back plates
- Clear varnish on frosted acrylic back plates create a subtle, sophisticated effect for your sign



Frosted Caribbean Acrylic with Clear Varnish Dot Design at the Top of the Sign • Applied Bright White Raised Text & Raster Bead Grade 2 Braille • Square Corners • (4) 1/2" Diameter Matte Aluminum Stand-Off Mounts



Brushed Silver Acrylic Background with Direct Printed Accent Line • Applied Black Raised Text & Raster Bead Grade 2 Braille • Square Corners



Direct Printed Image on Acrylic Background • Applied Bright White Raised Text & Raster Bead Grade 2 Braille • Square Corners



Frosted Clear Acrylic with Clear Varnish Willow Design • Direct Printed Blue on Acrylic Background • Applied Bright White Raised Text & Raster Bead Grade 2 Braille • Square Corners with Custom Shapes • Brushed Silver Acrylic Accent Bar • Direct Print Custom Shape Accent Logo

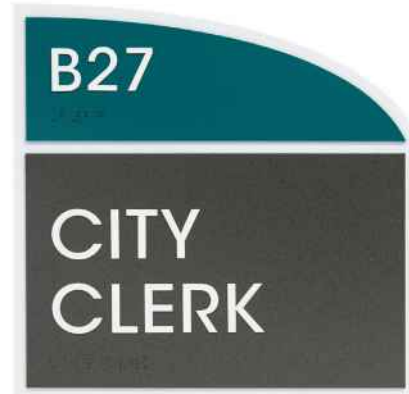
Layers, Finishes, Shapes & More

SHAPES

Adding a unique shape to one or more layers is a way to add style to your sign. No matter the sign construction type you choose (Appliqué, Photopolymer, Thermoform, Metal) we can create the shape your sign requires.

EXPLORE:

- Sometimes less is more. A gently curved top creates a shape that is easily pulled through all the signs in a building for a cohesive look.
- Use shapes to reinforce branding, mascots, and logos. The egg-shaped sign was designed for the corporate offices of an egg production facility.
- Intricate shapes open the door to lots of design options. Create state, mascot, or logo silhouettes, as a sign backdrop to display colorful or notable features.
- Carry distinctive themes throughout your facility or designate different areas by using shaped signs.



Bright White Acrylic Back Layer • Bahama Blue Acrylic Top Layer with Applied Bright White Raised Text & Raster Bead Grade 2 Braille • Graphite Acrylic Bottom Layer with Applied Bright White Raised Text & Raster Bead Grade 2 • Square Corners & Custom Arch Shape



Direct Printed Gradient Shadow Acrylic Top Layer with Open Slider Window • Applied Charcoal Gray Raised Text & Raster Bead Grade 2 Braille • Square Corners & Custom Egg Shape • Back Layer Direct Printed Orange with Knock-Out White Letters "OPEN / IN USE" • Direct Printed Custom Egg Shape Slider Piece



Thermoform Sign • Subsurface Painted • Integral Metal Text and Design Accent • Domed Grade 2 Braille



Brushed Silver Acrylic Background with Direct Printed Trees/Water • Applied Black Raised Text & Raster Bead Grade 2 Braille • Custom Minnesota State Shape



Thermoform Sign • Subsurface Paint • Integral Metal Text and Pictogram • Domed Grade 2 Braille • Museum Polished Clipped Corners & Edges

Layers, Finishes, Shapes & More

CUSTOM SIGN DESIGNS

There is hardly a design that we can't produce. Get inspired by some of these creative custom sign designs.

EXPLORE:

- Surface and edge finishes add subtle design elements to an otherwise flat, rectangular sign.
- Combine the natural finishes of metal and wood to create a unique and elegant sign.
- Subsurface printing, in combination with surface finishing and metal accents creates a stunning and beautiful sign that is its own work of art.
- The combination of texture and finish creates a uniquely distressed look.



Brass Backer Panel • Light Wood Veneer Panel • Clear Thermoform Sign with Integral Text & Domed Grade 2 Braille • Raised Text Painted Dark Brown • Dark Wood Veneer Panel



Thermoform Sign • Subsurface Printed Pattern & Floodcoat • Right Side: Integral Text & Domed Grade 2 Braille Painted White with Super Matte Finish • Left Side: Etched & Filled Pattern with Museum Polished Face • Routed Channels to Receive Metal Accent Bars • Square Corners



Polymerized Metal Face on Acrylic • Acid Washed to Achieve Rusted Look • Integral Domed Grade 2 Braille • Integral Metal Text

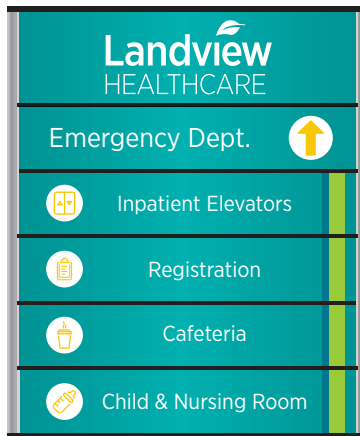
Frame Systems

CURVED

The Curved Sign System offers a comprehensive signage solution for a unified look for virtually all your signs. The system includes: suspended signs, projected signs, directories, double-sided pylons, triangular pylons, post signs, and table stands.

FEATURES:

- Gently curved surface profile
- Accepts many types of flexible insert materials
- Easy to adapt, expand, and reconfigure as your signage needs change
- Easily update inserts by removing the clear protective lens, replacing the graphic insert, and reinstalling the plastic lens
- Transform any frame into an ADA compliant sign by using one of our inserts with tactile elements and Braille



Aluminum Anodized Frame - Single Sided • Teal Acrylic Inserts with Direct Printed Logo, Directory Images & Text • Suction Cup Provided for Insert Removal • Black Metal Endcaps • Black Plastic Divider Strips • Mounting Holes Provided for Wall Mount



Aluminum Anodized Frame - Double Sided • White Acrylic Inserts with Direct Printed Logo, Images & Text • Suction Cup Provided for Insert Removal • Black Metal Endcaps & Base • Mounting Holes Provided in Base for Floor Mount



Thin Railed Projected Frame — Double Sided • Printed Ebond Insert • Screw Mounted to Wall



Thin Railed Frame — Single Sided • Black End Caps Top & Bottom • Plastic Insert with Direct Printed Logo • Applied Teal Raised Text & Raster Bead Grade 2 Braille



Thin Railed Suspended Frame — Double Sided • Metal Composite Insert with Direct Printed Images & Text • (2) Adjustable Cables for Ceiling Mount

Frame Systems

SHARP

The Sharp Sign System is an innovative flat, frameless, and sleek design that is adaptable enough to be used for all your signage needs. The system includes: wall and door signs, directories, projected signs, suspended signs, table signs, and pylon signs.

FEATURES:

- Frameless elegant look with a flat surface profile
- 2 frame profiles to accept either paper or rigid graphic inserts
- Easily update graphic inserts

Frame Systems

SQUARE

The Square Sign System offers a variety of flat signage solutions designed to match and complement any project. The system includes: wall signs, directories, table signs, suspended signs, and projected signs.

FEATURES:

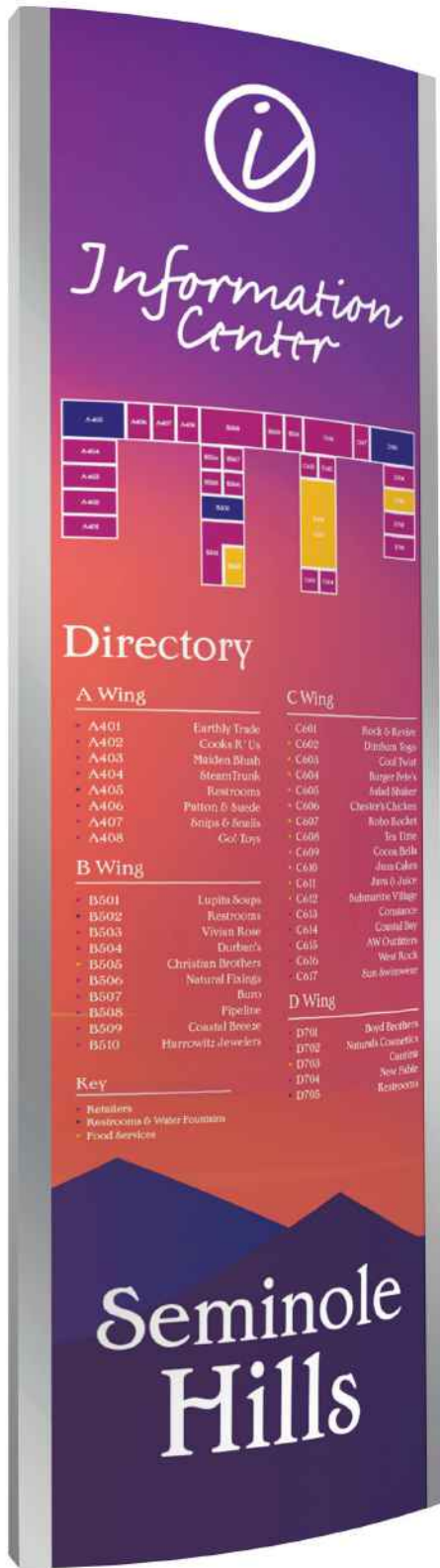
- Flat surface profile
- Special profiles for rigid inserts
- Aluminum and black finishes available
- Smart stable endcaps eliminate the need for screws or glue
- Wall frames available in standard and “floating” design, where the sign appears to float in front of the wall



Aluminum Anodized Frame - Single Sided • Charcoal Gray Acrylic Top Insert with Direct Printed Logo & Text • Brushed Silver Acrylic Bottom Inserts with Direct Printed Arrows & Text • Suction Cup Provided for Insert Removal • Black Metal Endcaps • Black Plastic Divider Strips • Mounting Holes Provided for Wall Mount



Aluminum Anodized Frame - Double Sided • Black Acrylic Inserts with Direct Printed Images & Text • Suction Cup Provided for Insert Removal • Gray Plastic Endcaps • (2) Cables for Ceiling Mount



Pylon Sign — Double Sided • Metal Composite Insert with Direct Printed Images & Text • Installed Using Metal Construction Profiles

Frame Systems

EXPAND

The Expand Sign System offers extra-large signage solutions that feature an ultra-modern design for projects requiring large indoor or outdoor signs. The design features a very clean and elegant look with a minimal curve. The system includes: pylon signs, wall signs, and post & panel signs.

FEATURES:

- Suitable for interior or exterior applications
- From 27" to 55" wide and up to 13' high
- Frame design firmly grips the graphic insert
- Smart profile design for 1-sided and 2-sided signs
- Available in aluminum or black finish
- Graphic inserts can be removed and updated as needed



Aluminum Frame — Single Sided • Metal Composite Insert with Direct Printed Background & Text • Wall Mount with Foam Tape or Drill Holes

Specialty Signage

FLAT CUT ACRYLIC

Flat cut acrylic signs are customizable for almost any application. Laser cutting offers the ability to replicate any font or shape with exacting precision. Polished edges create a finished product that is sharp, beautiful and works well for any signage project.

FEATURES:

- Interior or exterior application
- Sign elements as small as 1" to as large as 72"
- 7 standard thicknesses from 1/8" up to 1"
- 32 standard pigmented colors
- Lightweight and easy to install
- Lifetime Guarantee



1/2" Thick Acrylic • Painted Standard Metallic Gold • Mounting Pattern Included • Helvetica Font



1" Thick Aluminum • Painted Standard Red • Mounting Pattern Included • Helvetica Font • Standard Stud Mount

Specialty Signage

FLAT CUT METAL

The flat cut metal signs use waterjets and lasers to precisely cut metal letters and logos. Offering superior detail to the router-cut alternative, these cutting technologies allow any font or vector image to be replicated. With five major metals and over 50 standard finishes available, flat cut metal signs are durable enough for the outdoors yet stylish enough for any boardroom. The customization options for color, size and shape make flat cut metal an excellent choice for any signage project.

FEATURES:

- Suitable for both interior and exterior applications
- Sign elements as small as 1/2" to as large as 60"
- 6 standard thicknesses from 1/8" up to 1"
- Offered in five different metals:
 - Aluminum
 - Bronze
 - Brass
 - Copper
 - Stainless Steel
- Anodized and polished finishes available
- Unlimited paint colors
- Lifetime Guarantee


Specialty Signage

CAST METAL

Cast metal is one of the longest lasting and durable sign solutions on the market. Available in aluminum or bronze, these letters and logos can be easily customized to meet your needs with the variety of finish options offered. Banks, government buildings and universities have long preferred cast metal letters and logos for their classic look, deep dimension, and durability. When a sense of permanence and class is required, cast metal is the perfect option.

FEATURES:

- Suitable for both interior and exterior applications
- Offered in two different metals:
 - Aluminum
 - Bronze
- Different face profiles available:
 - Flat
 - Round
 - Prismatic
- More than 60 standard type styles to choose from with custom casting available
- Variety of finish options including:
 - Painted
 - Brushed
 - Anodized
 - Oxidized
 - Patina
- Earth-Friendly
 - No scrap
 - 100% recyclable
 - All metals are lead and mercury-free
- Lifetime Guarantee



Aluminum • Dark Bronze Anodized Finish • Mounting Pattern Included • Times New Roman Font • Standard Stud Mount

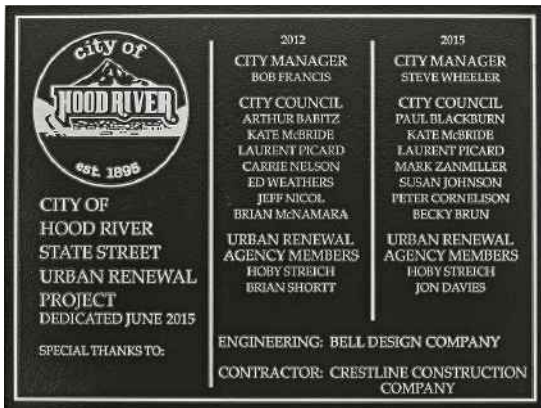


1/8" Etched Brass • Brushed Finish • Painted Brown Background Fill • Vector Art Provided • Standard Stud Mount

Specialty Signage

METAL PLAQUES

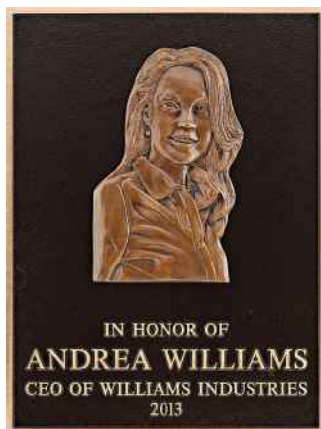
Metal plaques offer a sense of permanency with a classic look and architectural depth. Available in a range of metals, techniques, and finishes these plaques are ideal for almost any application. They work great in professional offices, university and government buildings, and for commemorative uses.



Cast Aluminum • Brushed Finish • Painted Black Background Fill • Stipple Background Texture • Inset Single Line Border • Vector Art Provided • Standard Stud Mount

FEATURES:

- Suitable for both interior and exterior applications
- Types of plaques available: cast, precision tooled, etched, recessed, full color, ADA, and thin gauge
- 3 standard thicknesses: 1/8", 1/4", 5/16"
- 16 finish options
- Integrate custom logos, emblems, and portraits
- Earth-friendly — lead and mercury-free alloys
- Many border and background textures available



Bas Relief Molded Image Adhered to the Plaque • Cast Bronze • Brushed Finish • Painted Dark Oxide Background • Sand Background Texture • Single Line Border • Vector Art & High Resolution Photograph • Standard Stud Mount

Communication Boards

COMMUNICATION BOARDS

Our communication boards combine a dry-erasable surface with custom graphics designed specifically to fit your needs and extend your brand. Each model of communication board allows for quick and easy graphic replacement when your needs, message, or brand change.



Classic Communication Board

Classic Communication Boards feature flush wall mounts for a low-profile installation. Graphics are easily replaced by removing the dry-erasable acrylic surface.



Snap Frame Communication Board

This versatile frame features flip-open edges that secure the insert in place, yet opens easily for graphic changes



Elegant Communication Board

Add a high-end look to your communication board with a sleek aluminum frame. Dry-erasable plastic lens is easily removed, allowing you to quickly change graphic inserts.



Magnetic Receptive Communication Board

With an easy-to-attach and easy-to-replace magnetic insert, magnetic receptive communication boards are convenient if you need to change out your boards quickly and frequently.



Portable Communication Board

Take your communication board with you on the go! This 2-sided portable board is easy to travel with and allows you to communicate where it's most convenient.



Send us pictures of the blank space

Interior Design & Décor

FEATURE WALLS

Feature walls are a great way to communicate your values and mission statements; recognize important donors, academics, or athletes; share your corporate history; or prominently display your company logo.



We can mock-up wall components for size and position

Our project experts and design team can help you create a one-of-a-kind feature wall to tell your story. We will work with you to understand your vision and then collaborate and share ideas for color palette, substrates, shapes, layout, and design elements.

Starting virtually, we can show you a few options and then provide a mock-up for you to temporarily install before finalizing the layout. After fabricating the wall components, we coordinate the installation and hand off a finished product.



We can coordinate the final installation

EXPERIENCE

At Holloway Legal Group, our attorneys were specifically chosen for their wide range of experience and expertise. Below are areas of experience.

- Banking & Finance
- Labor
- Family Law
- Health Care
- Insurance
- Real Estate
- Transactions
- Business Law
- Environmental Law

CREATIVITY

At Holloway Legal Group, our attorneys apply client-responsive and cost-effective approaches to your matters. Providing solutions for a broad range of needs, we deliver highly personalized legal services in innovative ways to serve you best.



RESULTS

Experience. Creativity. Results.
HOLLOWAY LEGAL GROUP

Quality legal representation is essential for a successful business. We are proud of the high legal and ethical standards that have been established by our firm and our firm's tradition of excellent representation available at a reasonable and fair cost to our clients.

Interior Design & Décor


WALL COVERINGS & MURALS

Whether it is adding your brand colors to one of our pre-designed templates, adding your logo or mascot to one of our personalized templates, or working with our team to develop something completely custom, you now have the chance to enhance any space with our wall coverings or murals.

Our wall covering will hold up to months of use and still remove easily, leaving no messy residue to clean off your walls. Such easy installation and removal allows you to change your interior design seasonally, when you are celebrating special events, or any time you want to change things up. You can even leave the mural up indefinitely as a permanent accent feature.



Add a custom color to one of our pre-designed templates



Personalize one of our templates with your logo



Work with our team to design and produce a custom mural



Interior Design & Décor

ACRYLIC WALL ART

Add dimension to your walls and let your custom photos, artwork, or brand messaging shine through with clear acrylic wall art. The brilliant and crisp color will enhance interior décor in any space.



FEATURES:

- 1/4" clear acrylic
- Custom image printed on the second surface (subsurface) with a white ink flood coat placed behind the artwork
- Comes standard with holes drilled and stand-off hardware ready for mounting
- Easily update or replace artwork without remounting the hardware



Experience. Creativity. Results.



Interior Design & Décor

WALL, COUNTER & FLOOR DECALS

Create wall art, display company logos, advertise business hours, and more with personalized decals. These unique printed pieces can be applied to almost any surface—including some outdoor surfaces—to create a personalized or branded look.

WALL & COUNTER DECALS

Easy to reposition time and time again, decals are great for adding artwork or important information to counter tops, walls, and more. Available in Gloss, Matte, and Fabric materials.

FLOOR DECALS

Ideal for challenging surfaces like curves or carpeting, these decals are printed on non-slip vinyl with stable fabric backing and repositionable adhesive. Floor decals can even be used for short-term outdoor use.



*Clear Decal**Interior Design & Décor*

WINDOW DECALS

Windows can be the best location for displaying important or timely information. Our line of transparent, opaque, or perforated window decals promises you the right product for the ideal location.

*Opaque Decals***CLEAR DECALS**

Clear material allows natural light to flow through a solid image without the need for visible perforations.

OPAQUE DECALS

These repositionable decals can be removed and reapplied where they are needed. Material has a white surface allowing for bright, high quality images.

PERFORATED DECALS

Whether interior or exterior, perforated decals display your message without blocking visibility. Choose from three options to provide the right printable area and application location.

*Perforated Decals*

Event & Temporary Signage

DISPLAY BANNERS

Retractable banners are a great way to display your message anywhere, anytime, over and over again.

ECONOMY BANNER STAND

Silver aluminum base features double-footed design for stability. Rated up to 100 retractions. Banner material is matte finish polypropylene.

STANDARD BANNER STAND

Stylish retractors with a footless design for a clean, professional appearance. Rated up to 200 retractions. Durable three-layer banner material features excellent lay-flat properties. Banner can be switched out for easy graphic changes.

PREMIUM & PREMIUM PLUS BANNER STANDS

Sleek, footless base available in three finish options for an upscale appearance: Anodized Aluminum, Champagne or Woodgrain. Rated up to 300 retractions. Banner material gives the look of real canvas to complete the high end look. Banner can be switched out for easy graphic changes.

TABLETOP BANNER STAND


Durable, light-weight base is perfect when space is limited. Aluminum base features double-footed design for stability. Rated for 100 retractions. Banner material is matte finish polypropylene.



Event & Temporary Signage

BANNERS

Whether you are promoting a grand opening or preparing for an upcoming event, banners are a colorful way to get the attention you want.



DURABLE BANNERS

Indoors or outdoors, this sturdy, hard-working banner catches attention.

GLOSS BANNERS

Great for outdoor events, weather-proof and durable. Gloss finish give it a classic look.

VALUE BANNERS

Non-tear stock makes this banner great for indoor use or short-term outdoor display.

MESH BANNERS

With 25% air flow allowed through this material, this banner is durable enough to use outdoors even on windy days.




Event & Temporary Signage

DESK, PEDESTAL & TABLE TENT SIGNS

Look no further for freestanding, portable signage that is perfect for desks, counters, and tables throughout any business or facility. Our line of desk, pedestal, and table tent signs are available in a range of options to meet your specific needs.

FEATURES:

- Engraved signs are produced with two-ply plastic available in dozens of color combinations
- Full color digitally printed signs offer unlimited creativity
- Acrylic signs offer an upscale option for displaying your message or brand
- Add a contemporary look to your table or counter sign with metal frames available in several styles





Event & Temporary Signage

YARD SIGNS & A-FRAMES

Whether you are looking to bring attention to important announcements, get attention for a grand opening or event, or guide and inform visitors, choosing the right outdoor signage option can help bring your style - and your message - to the forefront.

PLASTIC YARD SIGNS

With an easy-to-use step stake for display in yards and lawns, vibrant full color print, and lightweight stock ready for six to nine months of outdoor use, full color corrugated yard signs are a classic way to get messages to the public.

METAL YARD SIGNS

Full color metal yard signs bring together durable metal stock, versatile full color print, and a heavy duty sign stand. Metallic stock makes these signs appropriate for long-term outdoor use.

A-FRAME & MINICADE A-FRAME

Freestanding A-frame signage is an ideal way to promote sales, guide attendees through events, and more. These signs can be displayed for months outdoors, and full color sign inserts can be replaced for new sales or events.

04

INFORMATION

*Helpful information about us, the
ADA, and ADA compliant signage*

Corner stones of a successful partnership are information and transparency. Let us introduce ourselves so you have a better understanding of who we are as a company and what we do for our customers. We believe in sharing what we know to help you become a more informed consumer, whether you choose to work with us or not. We hope you find the information in this section helpful and invite you to contact us with your questions.

LET'S INNOVATE

Delivering for the customer is our number one priority! We are at the forefront of developing custom digital print and signage products and will continue to be a pioneer of innovation. Built with customer-centered practices, our project teams work closely with you to deliver quality products and exceptional service. We have the experience and the technology to respond to your unique requests, and we are developing new products every day to help you respond to evolving markets.

WHO WE ARE

We are redefining what's possible with visual graphics. Our products are used to transform spaces in retail, healthcare, hospitality, financial, and educational markets, to name just a few. Our best-in-class print technology and ever-expanding portfolio of specialty products are the benchmark for innovation, service, and quality.

OUR CUSTOMERS

You will find our customers in the healthcare, manufacturing, professional, financial, hospitality, and retail industries. They are Fortune 100 enterprises, Main Street businesses, and individual customers. We have the technology and product offering to provide unique solutions designed to drive sales for our customers.

WHAT WE DO

We leverage our experience across a wide variety of industry segments to provide unique solutions designed to meet the demands of a changing marketplace. From concept to completion we partner with you to turn your ideas into products that transform, communicate, brand, and beautify.

CONTACT US

We invite you to reach out to us for more information or if you have a project you'd like us to review.



www.americanmarkinginc.com



1-515-282-0495



info@americanmarkinginc.com



846 – 5th Ave
Des Moines, IA 50309

ADA INFORMATION

WHAT IS THE ADA?

The American's with Disabilities Act (ADA) protects the civil rights of persons with disabilities. This sweeping legislation prohibits discrimination of persons with disabilities in employment and areas of public accommodations, including nearly every business from stores and shops, restaurants and bars, service establishments, theaters, hotels, recreation facilities, private museums and schools, and others.

WHO ENFORCES THE ADA LAW?

The Department of Justice has the ultimate responsibility for enforcing ADA laws. In practice, though, the actual assessment of signs is usually handled by local code inspectors. Citations issued by the Department of Justice from \$75,000 for the first offense and \$150,000 for subsequent offenses.

WHAT IS AN ADA COMPLIANT SIGN?

As it relates to signage, the ADA establishes standards to ensure signs are easy to read and understand for people who are blind or visually impaired. ADA sign standards address:

- The height and placement of signs so they are in locations that are easy to see and read
- Use of Braille or tactile letters and pictograms so those who use their fingers to “see” can read signs
- Easy to read colors and fonts so those with visual impairments can clearly see the contrasts of dark and light, even if they can't see the color or easily make out subtle visual details.

DO ALL SIGNS NEED TO BE ADA COMPLIANT?

Some signs are not required to be ADA compliant, including directories, company names and logos, and temporary signs (used for 7 days or less). Keep in mind that “ADA compliant” does not always mean raised text or Braille. Wayfinding, overhead, or flag mounted signs do not need to have raised text and Braille, but are still required to comply with text height and font regulations and must be installed according to certain guidelines. A good practice to follow is that any permanent room or space identification sign should be ADA compliant.

WHAT IS BRAILLE?

Braille is a system of raised dots arranged in cells. Each cell can contain from one to six raised dots. The number and position of the dots in each cell can represent letters, words, numbers, symbols, or punctuation. There are three different grades of Braille.

Grade 1 Braille - in grade 1 Braille, each cell represents a single letter or number. Words are spelled out letter by letter. Because words can't be shortened, documents and books produced in grade 1 Braille are very long and bulky.

Grade 2 Braille - grade 2 Braille was introduced as a space-saving alternative to grade 1 Braille. In grade 2 Braille, a single cell can represent an entire word and common words are often shortened by removing vowels. A complex system of styles, rules, and usage has been developed around the use of grade 2 Braille.

Grade 3 Braille - grade 3 Braille is essentially a form of shorthand that hasn't been standardized and is highly personalized to the individual. Because of this, grade 3 Braille is not widely used in publications.

ADA SIGN REQUIREMENTS

FONT

Uppercase
Raised 1/32" minimum
Character height: 5/8" - 2"



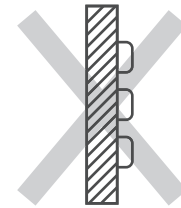
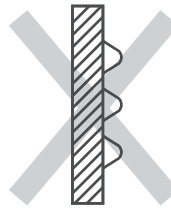
Sans Serif



Serif

BRAILLE

Raster Grade 2 Braille
Round or dome shape
Braille directly below text



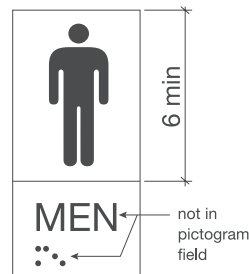
COLOR

High contrast needed
Light-on-dark or dark-on-light
Finish to be non-glare



PICTOGRAM

Pictogram in a 6" tall field
Text must not interfere with pictogram field
Braille must be below text & pictogram





AMERICAN MARKING, INC.

Exceptional graphic solutions since 1958

846 5th Avenue
 Des Moines, IA 50309
 Phone: 1-515-282-0495
 Fax: 1-515-282-6203
info@americanmarkinginc.com
www.americanmarkinginc.com